



# HAPPY HANDS HANDLEBAR GRIPS



For Models: 5156, 5157



We love the balance that the bicycle brings to the world and its power to make people, communities and the planet healthier. In addition to creating products that make cycling safer and more enjoyable, we pledge time, resources and profits to organizations working for sustainable transportation solutions.

## GOOD GEAR GUARANTEE



We are so confident in the quality of our products that we offer a limited lifetime warranty to the original owner of Planet Bike products. Warranty does not cover damage due to accident, abuse, or normal wear and tear. Any modification to Planet Bike products will void all warranty. Proof of purchase is required. Return of the product is required for inspection. Contact your Planet Bike dealer or [warranty@planetbike.com](mailto:warranty@planetbike.com)

**STEP 1.** Cut or twist off your old grips.

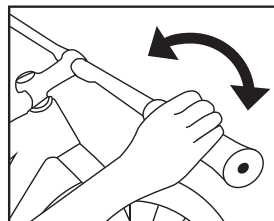
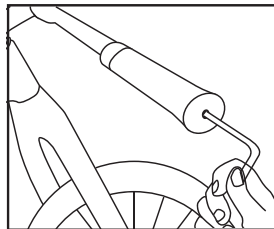
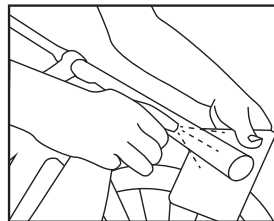
**STEP 2.** Clean your handlebars (Isopropyl alcohol works well) and allow to dry.

**STEP 3.** Slide new grips onto your handlebars and position to desired angle. Tighten the bolt at the end of the grip with the included hex wrench.

**STEP 4.** Once installed, test thoroughly before riding to ensure grips do not slip or twist.

**STEP 5.** Periodically inspect grip installation to ensure hardware is tight and in good condition.

**Enjoy the ride!**



## COME RIDE WITH US.

