



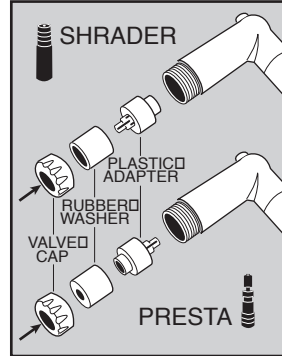
Mini Versair Instructions

Part #1008

Pumping Instructions

- 1) Place head on tire valve. Make sure the head is set for the correct valve (See diagram to the right).
- 2) Flip lever up to lock head to valve (See #3 below).
- 3) Inflate tire to desired pressure.
- 4) Flip lever down to unlock head.

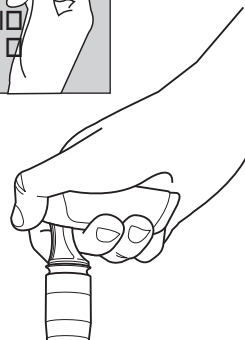
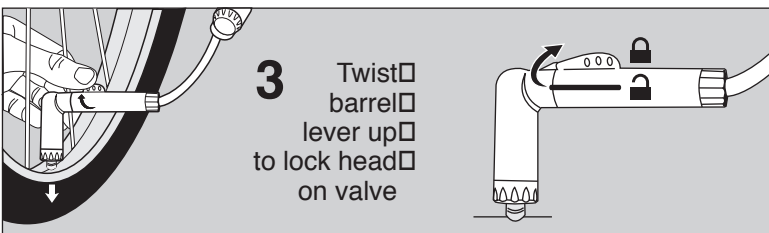
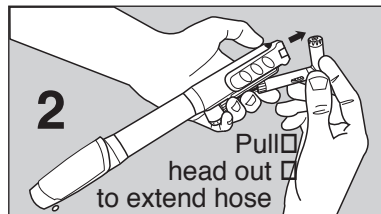
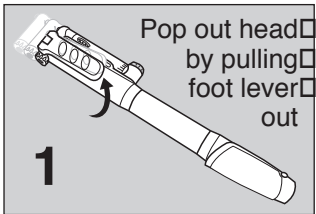
Reversible Valve Head



Mounting Instructions

The bracket fits easily underneath your waterbottle cage. Use the velcro strap to prevent the pump from being knocked out of the bracket

How to use:



EXTENDED HOSE HAND PUMP OR MINI FLOOR PUMP

